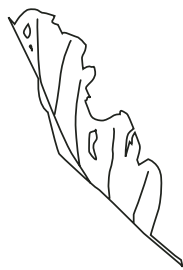



There are three really important parts of a tree sapling (the name for a young tree) that need to be looked after so that it will grow into a healthy tree.


1. Leaves convert energy from the sun to feed the plant. They need to be healthy. Look at the two pictures below and tick the one that you think is healthy.



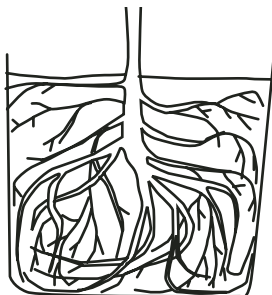


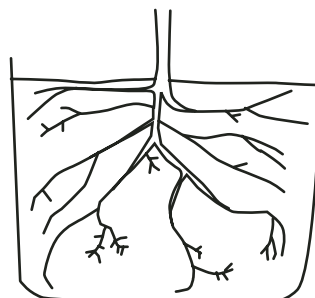
2. The stem of the tree takes water and food up from the roots of the tree to the leaves. If it is damaged, the tree won't grow properly. Take care if you need to change the pot or move your sapling. Look at the two pictures below and tick the one that you think is healthy.





3. The roots of the sapling take up water and food from the earth. If they are squashed up, the tree may not grow properly. Tick the picture below that shows the pot that is best for the sapling to grow in.






All these things are important to remember when growing your tree from an acorn into a sapling. Get these right, and remember to water your sapling and it should grow to be healthy and strong.

4. Remembering all the things that you have learnt about planting a tree, draw a picture of a healthy sapling below – with leaves, trunk (stem) and roots.

Note: When a tree gets a bit older, it's stem is called a trunk



The tree might also need the help of a tree stake to keep it upright and make sure that it doesn't get blown over in the wind.

5. Draw a tree stake onto your picture of a tree.

If the tree is planted in a place where rabbits live, it will also need something called a “rabbit guard” that looks like a tube of plastic. This will help to protect the trees delicate shoots from being nibbled.

Finally, if you have planted the tree in your school grounds, it will need special help if it is hot in the summer. What do you think this might be?

6. If it is hot in the summer, we will need to the tree regularly.